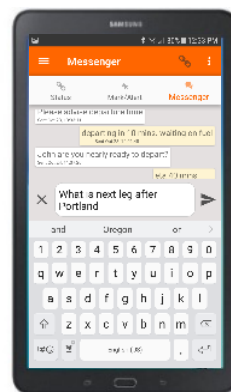


GMI CONNECT APP

Guardian Mobility's GMI Connect APP V2.0 complements and supports the G4 and G4MX products and is designed to run on the Users Android or Apple smart device (phone or tablet). The GMI Connect APP communicates with the G4/G4MX products via Bluetooth and allows for Aircrews to send and receive freehand and pre-formed text messages, edit pre-formed text messages, initiate Mark Current Position and Alert reports, configure the G4/G4MX for Automated Flight Following (AFF), Additional Telemetry Unit (ATU) reports, FDMS logging and External input triggered mapping events.



The APP can be installed and operated in one of two modes:

- Aircrew mode – This mode provides Text Messaging, GPS/Iridium/Bluetooth and G4MX Status for the general User.
- Admin/Maintenance mode – This password protected mode provides the Aircrew functionality plus support for ATU operations configuration and installation, ATU load cell calibration, External aircraft I/O configuration and trigger event configuration as well as AT Command interface.

The GMI Connect APP is available free from:

[Android Play Store GMI connect APP](#) and at the [Apple iTunes GMI Connect APP](#)

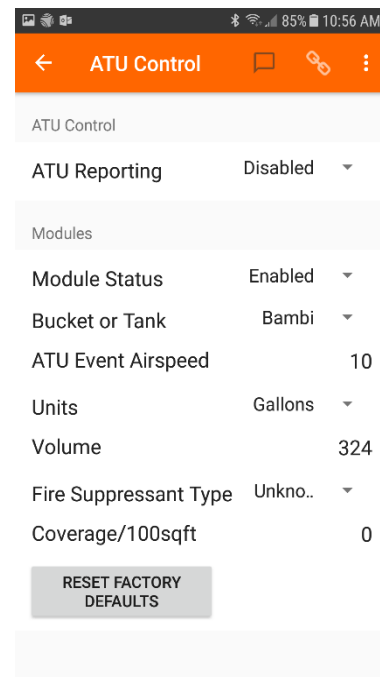
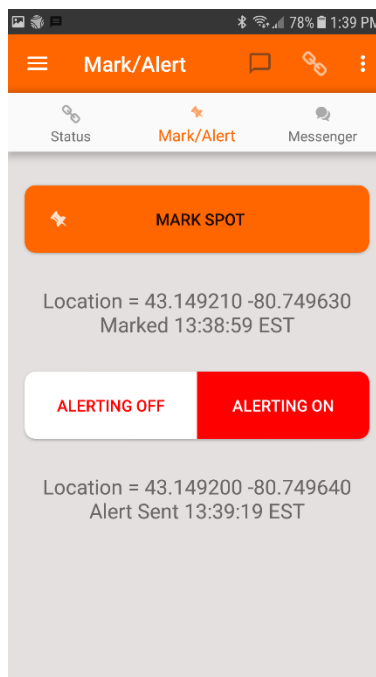
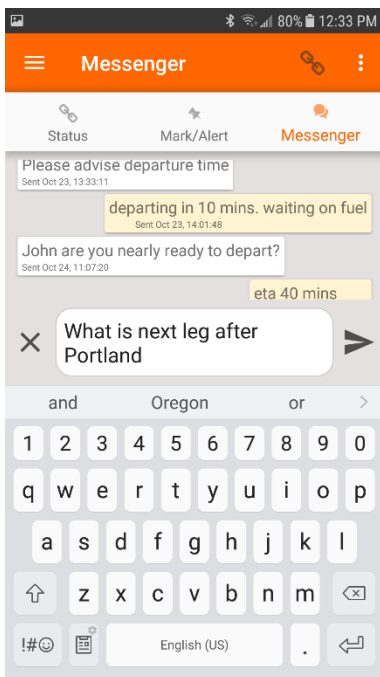
GMI Connect APP Features:

Aircrew and Admin/Maintenance Modes:

- 2-way text messaging in a conversational mode
 - Smart Device screen notifications of new message(s) received and Bluetooth status.
 - Canned/Pre-formed message editing of GMI Aircrew friendly messages (Add, Delete, Edit) associated with Users Smart device.
 - Canned, free form or combined message creation.
 - Local Time stamped messages received and sent.
 - Automatic and manual retry to send.
 - Message sent and received history.
- Initiate a Mark current GPS position Report from the G4/G4MX
- Initiate automatic Alert GPS reports from the G4/G4MX
- Status of GPS, Iridium and Bluetooth connections used by the G4/G4MX.
- Basic G4/G4MX configuration
 - Alert and Normal reporting rate selection
 - G4/G4MX front panel LED brightness level
 - G4/G4MX front panel button configuration

G4MX Admin/Maintenance Mode includes all the Aircrew features and functions plus:

- Aircraft Discrete and Analog G4MX inputs status (DC Volts) for ATU installation support.
- Setup FDMS onboard logging on the G4MX.
- Configuration of ATU reporting for Bambi and Isolair tanks to allow automated ATU reports in Aircrew mode.
 - Bucket, Isolair Tank or Combi ATU mode.
 - Volume/Size of tank or bucket and Units – US Gallons or Liters.
 - ATU Report trigger event speed in knots.
 - Fire Suppressant type and Coverage level.
 - Enable/Disable ATU Reports (Combi, tank or bucket).
- Aircraft ATU bucket load cell indicator DC output range calibration to G4MX.
- Aircraft External input trigger configuration for mapping and other event reports, sent automatically in Aircrew mode.
 - Select 1 or more inputs
 - Setup selected input(s) for threshold trigger type and values.
 - Setup input triggered function (Custom Mapping event, Mark Position, Alerts)
- G4MX Discrete output control to support various applications in Aircrew Mode.
 - Remote GPS and/or Iridium LED
 - Remote new Message received LED
 - Custom
- G4/G4MX diagnostic AT command screen with automated emailed file scripting interface.




Guardian Mobility Incorporated
 43 Auriga Drive, Ottawa, Ontario, K2E 7Y8
 Telephone: 613-225-8885 Fax: 613-225-7762
 inquiries@guardianmobility.com
 www.guardianmobility.com